



HOLDING IT TOGETHER

QUALITY OF LIFE
REPORT 2024

A MESSAGE FROM OUR CEO

Calgary is at an inflection point.

We live in a city that is experiencing rapid economic growth. Calgary's GDP is forecast to be the fastest growing of all metro areas in Canada,¹ and on average, 62 new people move to our city every day.²

But this remarkable growth hasn't come without consequences; for those with less, life has become nearly impossible. This year's report tells a story of a city split in two directions — the haves and the have nots. We are a city whose remarkable progress has left some of its people in peril.

What's next from here is for us to decide — can we continue to go forward in a way that doesn't leave anyone behind? Our impressive trajectory, shared values and deep sense of belonging, suggest that Calgary can chart an unconventional course — one where improvement includes everyone.

Sincerely,



Eva Friesen
President & CEO
Calgary Foundation



¹ Source: *Oxford Economics*/March 2024

² Source: *Calgary & Region Population Outlook*/2024

Land Acknowledgement

In the spirit of respect, reciprocity and truth, we honour and acknowledge Moh'kinsstis, and the traditional Treaty 7 territory and oral practices of the Blackfoot confederacy: Siksika, Kainai, Piikani, and the îethka Nakoda Nations: Chiniki, Bearspaw, Goodstoney and Tsuut'ina Nation. We acknowledge that this territory is home to the Otipemisiwak Métis Government of the Métis Nation within Alberta Districts 5 and 6. Finally, we acknowledge all Nations – Indigenous and non – who live, work and play on this land, and who honour and celebrate this territory.

TABLE OF CONTENTS

11 Finances	21 Mental Health & Wellbeing
13 Income	23 Diversity, Equity, & Inclusion
15 Housing	25 Arts & Community
17 Food Insecurity	26 Survey Methodology
19 Giving	

CALGARY FOUNDATION

Since 2007, Calgary Foundation has annually published a quality-of-life report. As a community leader and funder that supports all Calgarians, Calgary Foundation recognizes the value of annually taking the pulse of our city and measuring the resiliency and community spirit of Calgary.

2023/2024 AUDITED FINANCIALS

\$75.4M granted to
1,221 charitable organizations
51 new funds established
\$84.4M received in new gifts
\$1.4B asset base
\$90.4M granted since 1955

CREDITS

Project Management: **Calgary Foundation**
Survey: **DDL Analytics, Inc.**
Design: **Daughter Creative**
Photography: **Roth + Ramberg**
Printing: **Kallen Printing**

2024 BOARD OF DIRECTORS

Blaine Lennox (**Chair**)
Narmin Ismail-Teja (**Vice Chair**)
Denise Bright
Sherry Ferronato
Alice Lam
Jamie Leong-Huxley
Ken Lima-Coelho
Melanie McDonald
Michael Mezei
Paul Moynihan
Chima Nkemdirim
Susan O'Brien
David Phillips
Kirby Redwood
Ivor Ruste
Julianna Spiropoulos
Hugh D. Williamson Q.C.
Eva Friesen (**President & CEO**)

WE'RE

JUST

MAKING

DO

Calgary is ranked as one of the most livable cities in the world.³

³ Source: *Economist Intelligence*/June 2024

And yet, 47% of Albertans are \$200 away from failing to meet their financial obligations.⁴

⁴ Source: *MNP Consumer Debt Index*/July 2024

For those of us who were living near the edge, we're now at the brink.

Calgarians who rate their quality of life as good or excellent has dropped by 14% since 2020.

“Just get a job” isn’t an answer for many of us.

Many cannot find suitable employment: **44%** of those with a long-term disability, **40%** of members of a racialized group, and **46%** of people aged 18 to 24.

Retirement is a bleak prospect: **48%** of people aged 55 to 64 cannot afford retirement. **28%** of people aged 65+ cannot afford retirement.

Our hope for Calgary’s financial future is fading.

50% of us were optimistic about Calgary’s economy in 2023, **35%** are optimistic in 2024. Only **31%** think Calgary is an affordable city, and **43%** feel stress related to financial issues, compared to **33%** in 2021. It’s worse if you’re young — **57%** of people aged 18 to 24 experience financial stress.

35% of us are optimistic about Calgary’s economy.

Rent costs in Calgary increased by 11%.⁴

(June 2024 vs. June 2023)

Home ownership costs increased by 8%.⁵

(June 2024 vs. June 2023)

Grocery prices increased by 5%.⁶

(Jan. 2024 vs. Jan. 2023)

⁴ Source: *Statistics Canada/2023*

⁵ Source: *Statistics Canada/2023*

⁶ Source: *Statistics Canada/2024*

OUR INCOME GAP IS CAUSING PRESSURE

74%

Who earn \$90k or more rate their quality of life as good/excellent.

50%

Who earn \$30k to \$90k rate their quality of life as good/excellent.

85%

Who earn \$90k or more can meet their basic financial needs.

74%

Who earn \$30k to \$90k can meet their basic financial needs.

56%

Who earn \$30k or less can meet their basic financial needs.

30%

Who earn \$30k or less rate their quality of life as good/excellent.



HOUSING

IN

CRISIS

28% of Calgarians are stressed about housing.

Many of our kids can't afford to leave home.

23% of Calgarians with an income of less than \$120,000 are providing financial support to their adult children's housing costs, compared to 54% of those who earn over \$120,000.

Renting isn't easy. 80% of renters had a rent increase in 2024.



54% of people who are employed full-time can't find suitable accommodation, up from 40% in 2023. 78% of renters had to make sacrifices in other areas to make their rental payments, up from 72% in 2023.

38% of us are making sacrifices to pay our mortgage.

59% of Calgarians own their own home, down from 63% in 2023. For those who can afford a home, 38% must make sacrifices to do it compared to 33% in 2023.

60% of those aged 25-34 have made sacrifices to pay their mortgage.

Along with 46% of those aged 35-44, 49% of those aged 45-54, 28% of those aged 55-64, and 15% of those aged 65 and older.



More than a quarter of us can't afford healthy food.

- 60% serve smaller than normal portions.
- 46% buy less fruits and vegetables.
- 21% access community-based food services.
- 29% worry about running out of food.

It's hardest for families with young children.

- 39% skip meals to ensure their kids could eat.
- 52% serve smaller portions.
- 63% serve meals that aren't nutritious.
- 26% use community-based food services for their kids.

Our charitable donations have been steadily decreasing.

In 2024, 67% of us donated.

93%

2017

92%

2018

87%

2019 & 2020

80%

2021

79%

2022

75%

2023

67%

And we're volunteering less than ever.

In 2024, 49% volunteered our time.

78%

2018

79%

2019

67%

2020

55%

2021

57%

2022

58%

2023

49%



WE'RE OVERWHELMED

Mental health is slipping.

56% of us rate mental health as good/excellent, compared to 59% in 2023. 29% of students rate mental health as good/excellent. 40% of students rate mental health as poor/below average. 51% of those with poor/below average mental health are always/often lonely. 54% of those with poor/below average mental health are always/often stressed about housing.

Many of us don't have access to support.

29% don't have timely access to mental health services and supports. 37% don't have access to addiction services and supports. 32% can't find a family doctor.

We're concerned about safety.

67% are concerned about safety in Calgary and 59% are concerned about the rates of domestic violence. 78% of us don't feel safe walking alone downtown after dark.

SOCIAL FAULT LINE

60% of members of a racialized group think racism is growing in Calgary.

Compared to **48%** of non-racialized Calgarians.


Many of us experience discrimination.

87% of members of a racialized group have experienced discrimination based on religion, ethnicity, skin colour, culture, language, accent, gender, or sexual orientation at least some of the time. **50%** of Calgarians are committed to anti-racism, diversity, equity, and inclusion.

Life is harder if you're part of a racialized group.

42% of members of a racialized group don't have timely access to culturally appropriate health and wellbeing services. **40%** of members of a racialized group can't find suitable employment.

We believe racism exists.



THERE IS HOPE IN THE ARTS,

We believe arts help our community.

64% think public art helps create a sense of belonging in their community.
72% of members of racialized groups agree.
72% believe a strong arts and culture scene is key to creating a vibrant city.
71% feel the arts help them appreciate other perspectives and cultures.

Despite our troubles, we've found solace in each other.

76% have a strong or moderate sense of belonging to their community.
81% think Calgary is a good place to live.



We have found comfort in our neighbourhoods.

93% of Calgarians like the neighbourhood they live in. 93% have access to parks and green spaces. 85% have their transportation needs met.

And most importantly, we have each other.

What we value most is our relationships, followed by health, money, freedom, and holidays.

OUR COMMUNITIES AND EACH OTHER

Survey Methodology

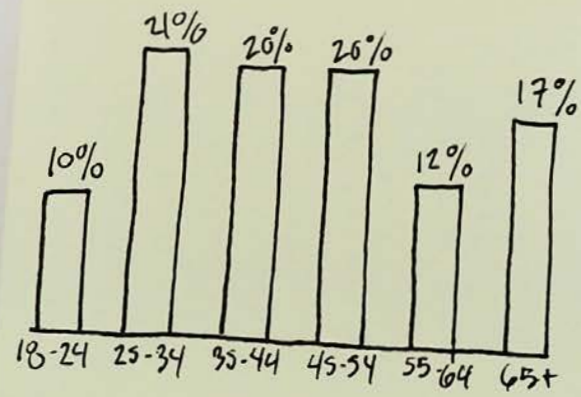
The 2024 report is based on the survey responses of 1,000 Calgarians. To ensure an accurate representation of the population, survey respondents were randomly selected based on demographic quotas. For comparative purposes, a probability sample of 1,000 results in a margin of error of $\pm 3.1\%$, 19 times out of 20.

Quadrant

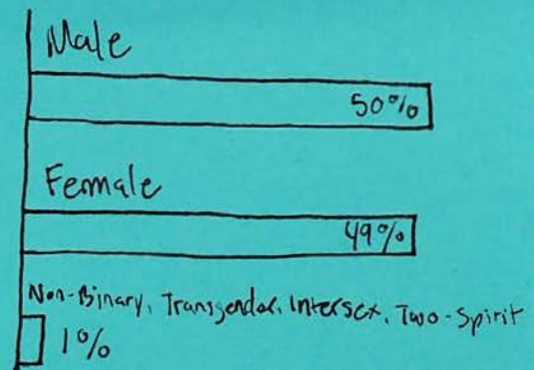
NW: 16%	NE: 27%
SW: 20%	SE: 26%

Outside Calgary: 11%

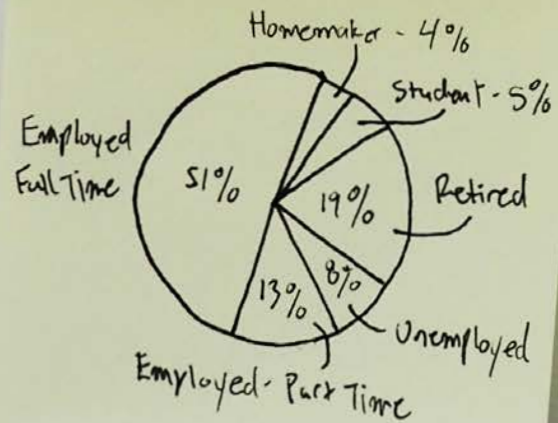
Age



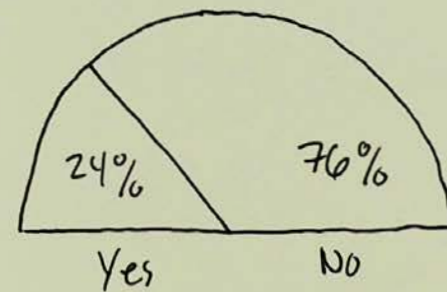
Gender



Employment status



Do you consider yourself part of a racialized group?



CALGARYFOUNDATION.ORG

